



HONDA

CITY

HATCHBACK





NEVER LET ~~RULES~~ LIMIT YOU

~~AVERAGE~~
~~DULL~~
~~FOLLOWERS~~
~~ORDINARY~~

It's time to step up your game and stand out from the rest.
Do whatever it takes. Go where no one dares to.
Call your own shots. You know no boundaries.



Actual model, features and specifications may vary in detail from images shown. Subject to change without prior notice. 3

NEVER ORDINARY



The show stopping City Hatchback demands for attention. This daring character boasts a defined silhouette and distinctive design.

POWER RETRACTABLE DOOR MIRRORS WITH TURNING LIGHTS

Adjustable door mirrors positioned close to the driver to ensure better visibility at all times.



LED FOG LIGHTS WITH GARNISH

Stylish bold design enhances your presence on the road.



FRONT GRILLE

Cutting-edge glossy black grille creates a fearless look that makes a statement.



AUTO LED DAYTIME RUNNING LIGHTS & LED HEADLIGHTS

Smart and sharp light concept design that exudes a daring character from day to night.

16" DUAL-TONE ALLOY WHEELS

Make an impression with a multi-spoke, dual-tone wheel design.



REAR TAILGATE SPOILER & LED REAR COMBI LIGHTS

Turn heads with a sporty rear tailgate spoiler and stunning rear to side tail light design.

Actual model, features and specifications may vary in detail from images shown. Subject to change without prior notice.

PERFORMANCE, UNLIMITED

Stay on top of the game with a powertrain that knows no boundaries. A fun driving experience with performance driven by unrivaled torque power.



Highest Torque
In Its Class

MAX TORQUE

253Nm

1.5L SPORTS i-MMD e:HEV POWERTRAIN

Expect an exhilarating class-leading torque performance of 253Nm from the powertrain. Stand out and be ahead of the rest.

REMOTE ENGINE START

Power up your car in style. This smart first-in-class feature allows you to cool down your car and warm up your engine from a distance.



PUSH START BUTTON

Activate your City Hatchback with just the push of a button. Boldly outlined with a glowing red ring for a burst of energy.



DECELERATION SELECTOR PADDLE

Control is in your hands. Slow down on downhill roads and conquer corners effortlessly with this advanced feature.



SPORTS PEDAL

Sporty polished metal-plated finishing pedals with lower angle placement for less fatigue driving.

Actual model, features and specifications may vary in detail from images shown. Subject to change without prior notice.



STYLE, UNLIMITED

Take a closer look. The trendsetting interior features red stitching and state-of-the-art technology.



ELECTRIC PARKING BRAKE

Drive and come to a stop effortlessly with a flick or press of the electric parking brake.



7" TFT METER

Take the wheel with confidence. View various driving and car information with ease from a large set of twin lens meters displays.

STYLISH RED-STITCHED ULTRASUEDE[®] SEATS

Elevate comfort on plush seats with striking red stitching for enhanced sportiness.



8" DISPLAY AUDIO

Complement the City Hatchback's hip attitude with an advanced display audio system. Apple CarPlay™ and Android Auto™* smartphone mirroring lets you easily access navigation and entertainment apps at your fingertips.



REAR AIR CONDITIONING VENTILATION

Making a debut in the City Hatchback, this class-leading feature lets your passengers experience cool comfort in the back seat.



MODERN AND SPACIOUS CABIN

Stun the rest with the trendsetting interior design and indulge in elevated comfort.



LEATHER[^] GEAR BOOT

Premium leather[^] gear boot that features red stitching for a sporty vibe.



AUTO AIR CONDITIONING

Comfort and convenience is not optional. Set the optimum temperature in the car for you and your passengers.

[^]Combination Leather.

*Android Auto™ will be available upon official launch of the service in Malaysia.

Actual model, features and specifications may vary in detail from images shown. Subject to change without prior notice.



SPACE, UNLIMITED

The ever-ready City Hatchback provides you with unlimited ways to take on any challenge. Make the most of your space by flipping the unique ULTRA Seats into four different modes to suit your needs.



UTILITY MODE

Adventure comes in all sizes. Flatten both rear seats and expand your boot to accommodate bulky items.



LONG MODE

No space for long items? Recline the front passenger seat and lower the rear seat to make room for lengthy items.



REFRESH MODE

This is no ordinary car seat configuration. Transform your front seats into a comfortable lounge-like setting.



TALL MODE

Tall items? Flip the rear seats up to create more floor to ceiling space for items like plants and furniture.

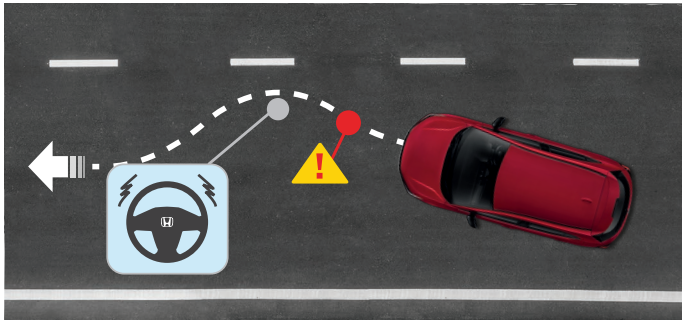
SENSES, UNLIMITED

Equipped with Honda SENSING, the most complete advanced safety technology in its class that reduces the likelihood of collisions by actively and passively protecting you on every journey.



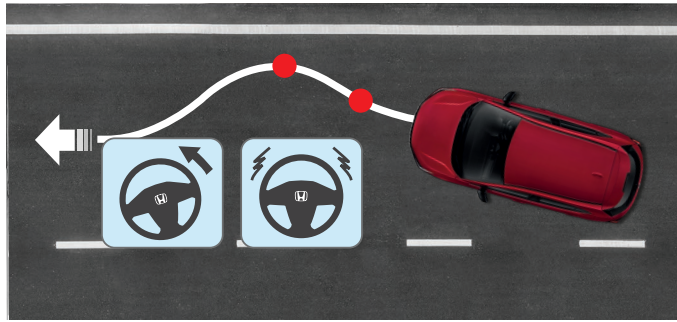
Honda SENSING

*Honda SENSING alerts and assists drivers to drive safely on the road. Honda SENSING functions best in conducive weather and visibility conditions. Keep the camera clean and unobstructed for optimum performance. Despite the capabilities of Honda SENSING, drivers remain responsible for safely operating the vehicle and avoiding collisions. Drivers should always keep their hands on the steering wheel and be in control of their driving behaviour at all times.



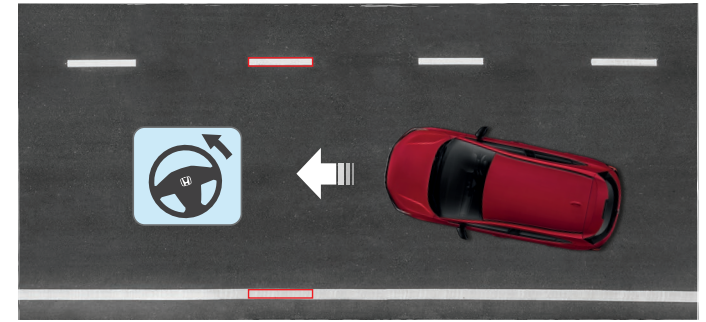
LANE DEPARTURE WARNING

The steering wheel vibrates and notifies you to fix your path when you go off lane without a turn signal.



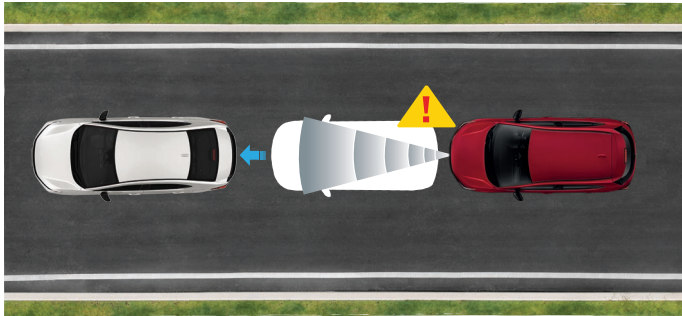
ROAD DEPARTURE MITIGATION

An automatic warning and guide to align your steering and apply the brakes if your car veers too close to the edge of the road.



LANE KEEP ASSIST SYSTEM

If you leave the lane unintentionally, an intelligent alert and correction aligns your vehicle to the middle of the lane.



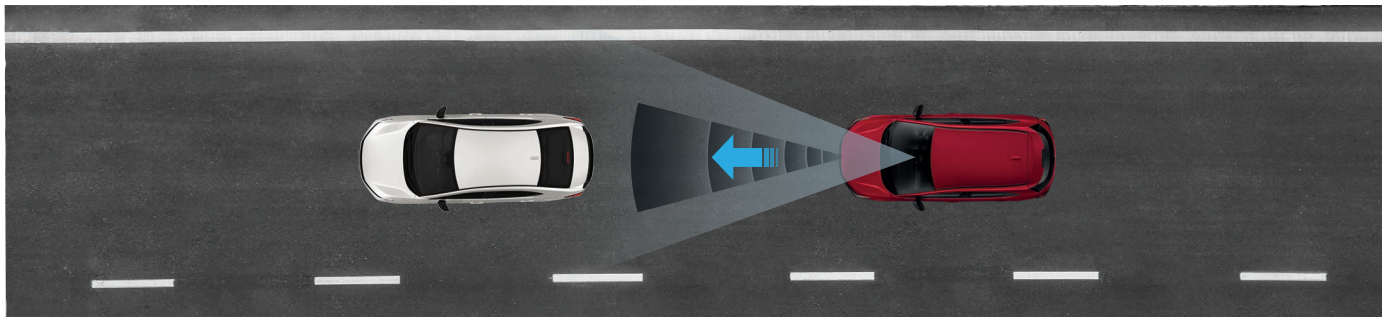
FORWARD COLLISION WARNING

When there is a risk of collision with the car ahead, you will receive smart audio and visual alerts.



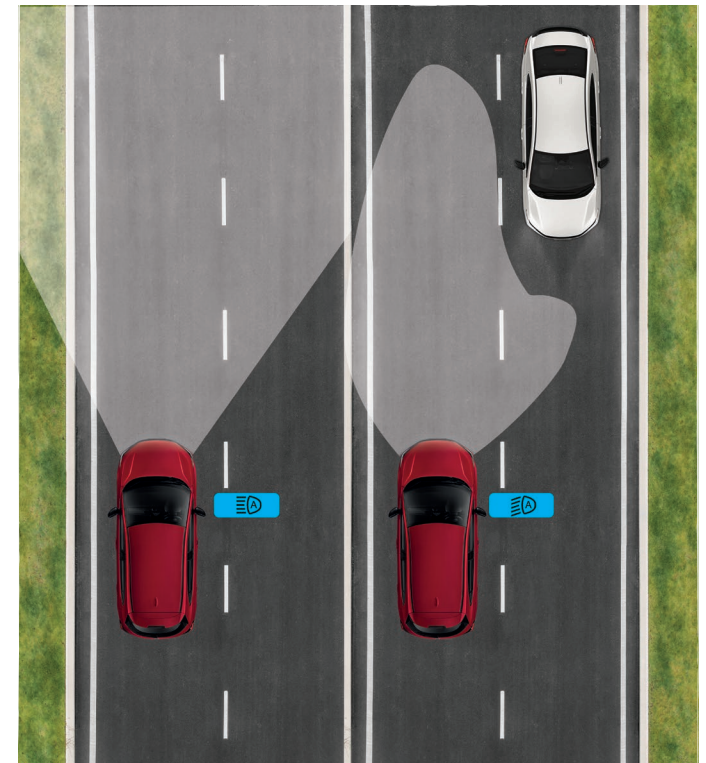
COLLISION MITIGATION BRAKING SYSTEM

Brakes are intuitively applied to slow down or stop the vehicle should there be a risk of an accident.



ADAPTIVE CRUISE CONTROL

Cruise consistently as you maintain a fixed speed and safe distance with the car ahead of you.



AUTO HIGH BEAM

Automatically switch from high to low beam when the preceding or oncoming car's light source is detected at night.

Honda LaneWatch

A class-leading feature that allows you to change lanes safely with an unobstructed side view.



MULTI-ANGLE REAR VIEW CAMERA

Wide, normal and top-down view makes reverse parking a breeze.

SAFETY, UNLIMITED

Drive with confidence, knowing you're in good hands. Smart and reliable advanced features keep you safe on the road.



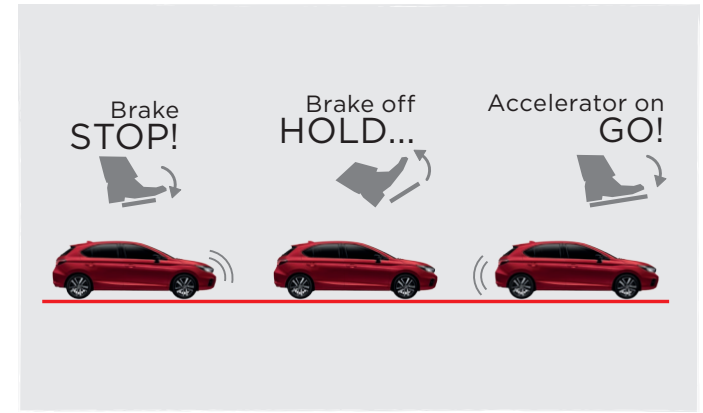
HILL START ASSIST (HSA)

Release your brakes with confidence, your car won't roll backwards on a hill.



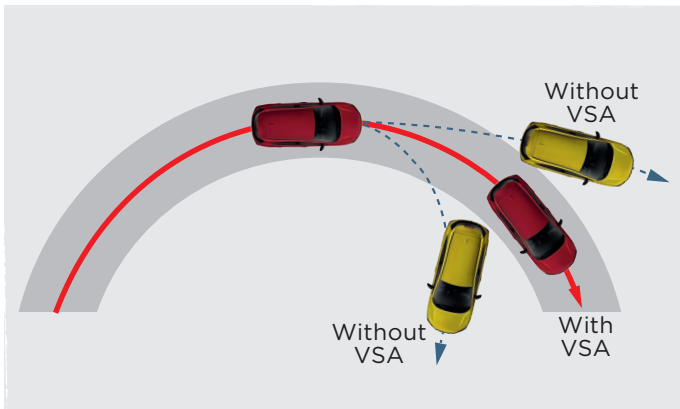
EMERGENCY STOP SIGNAL (ESS)

Alert other drivers of sudden braking with rear brake lights and hazard lights that automatically light up.



AUTO BRAKE HOLD (ABH)

Ease the stress and fatigue of traffic jams with the assisted 'brake holding function'.




VEHICLE STABILITY ASSIST (VSA)

Lessen understeers and oversteers for smooth cornering with this advanced safety technology.



ISOFIX I-Size Type

Give yourself peace of mind by keeping your little ones safe on board with attachment points that meet international safety standards.



G-FORCE CONTROL (G-CON)

Controls the impact energy (G-Force) during a collision to lessen injuries to passengers.

NEVER A FOLLOWER

Be unique and never blend with the crowd.
Honda Genuine and Authorised Accessories
are designed for an extraordinary look.

Modulo


Honda Custom Performance
Honda Genuine Accessories



MODULO PACKAGE



FRONT UNDER SPOILER



REAR UNDER SPOILER



SIDE UNDER SPOILER



TAILGATE SPOILER

URBAN PACKAGE



DOOR VISOR



REAR PANEL LINING COVER



ILLUMINATED SIDE STEP



FOOT LIGHT

UTILITY PACKAGE



CARGO TRAY



TRUNK ORGANISER



SUN SHADE



REFLECTIVE FILM

PROTECTION PACKAGE



WHEEL LOCK NUT



ULTRA WINDOW COATING



ULTRA GLASS BODY COATING

OTHER ITEMS

Honda AUTHORISED WINDOW TINT FILM



TINT FILM PACKAGE	TSER*
Ray Barrier 4 +	60%
Ray Barrier 6 +	60%
Ray Barrier 4 Black Pearl	62%
Ray Barrier 6 Black Pearl	62%

* Total Solar Energy Rejection (% reflects highest performance window in a package)

Honda RECOMMENDED DIGITAL VIDEO RECORDER (DVR)



SPECIFICATIONS

TYPE	1.5L Petrol			1.5L e:HEV
	S	E	V	RS
ENGINE				
Engine Type	4 Cylinder, 16 Valve, DOHC i-VTEC			4 Cylinder, 16 Valve, DOHC i-VTEC (Atkinson Cycle)
Displacement (cc)	1,498			
Fuel Supply System	Electronic Fuel Injection (PGM-FI)			
Max Power [PS (kW) @ rpm]	121 (89) @ 6,600			Engine: 98 (72) @ 5,600 - 6,400 Motor: 109 (80) @ 3,500 - 8,000
Max Torque [Nm (kg-m) @ rpm]	145 (14.8) @ 4,300			Engine: 127 (13.0) @ 4,500 - 5,000 Motor: 253 (25.8) @ 0 - 3,000
TRANSMISSION				
Transmission Type	Continuous Variable Transmission (CVT)			Electric Continuous Variable Transmission (e-CVT)
PERFORMANCE				
Maximum Speed (km/h)	195		194	175
Acceleration [0 → 100 km/h (secs)]	10.7			9.7
Fuel Consumption (L/100km)	5.6			3.6
STEERING SYSTEM				
Type	Electric Power Steering (EPS)			
Turning Radius at Body (m)	5.0			
SUSPENSION SYSTEM				
Front	MacPherson Strut			
Rear	Torsion Beam			
BRAKE SYSTEM				
Front	Ventilated Disc			
Rear	Drum		Solid Disc	
Parking Brake	Hand Brake Lever			Electric Parking Brake
TYRES & WHEELS				
Alloy Wheels	15"		16"	
Tyre Size	185/60R15		185/55R16	
Spare Wheel	15"			Temporary Repair Kit
DIMENSIONS				
Length x Width x Height (mm)	4,345 x 1,748 x 1,488			4,349 x 1,748 x 1,488
Wheelbase (mm)	2,600			
Tread Front/Rear (mm)	1,495/1,483			1,495/1,485
Curb Weight (kg)	1,141	1,142	1,151	1,249
Boot Capacity Rear Seat Up (Litre)	289			
Boot Capacity Rear Seat Down until Window/Roof (Litre)	841/1,189			

Honda City Hatchback 1.5L Petrol



Ignite Red Metallic (R-575M)



Platinum White Pearl (NH-883P)



Lunar Silver Metallic (NH-830M)



Meteoroid Gray Metallic (NH-904M)



Crystal Black Pearl (NH-731P)

Honda City Hatchback 1.5L e:HEV



Ignite Red Metallic (R-575M)



Platinum White Pearl (NH-883P)



Meteoroid Gray Metallic (NH-904M)

MAJOR EQUIPMENT

TYPE	1.5L Petrol			1.5L e:HEV
	S	E	V	RS
EXTERIOR				
Headlights	Projector Halogen			LED
Auto Headlights	-	-	•	•
Daytime Running Lights	LED			
Front Fog Lights	-	-	LED	
Side Mirrors with Turning Lights	•	•	•	•
Outer Door Handle	Body Colour			
Tailgate Spoiler	•	•	•	•
Rear Combi Lights	LED			
Antenna	Shark Fin			
INTERIOR & CONTROL				
Remote Engine Start	-	•	•	•
Smart Entry with Push Start Button	•	•	•	•
Paddle Shift	-	•	•	-
Deceleration Selector Paddle	-	-	-	•
Cruise Control	-	•	•	•
ECON Button	•	•	•	•
Meter Cluster	Analogue & Digital			7" TFT Meter
Air Conditioning	Manual	Single Auto		
Rear Air Conditioning Ventilation	-	-	-	•
Steering Wheel	Urethane		Leather [^]	
Gear Knob Type	Urethane		Leather [^]	
Upholstery	Fabric		Leather [^]	Half Leather [^]
ULTRA Seat	•	•	•	•
Steering Wheel Switch Audio Control	•	•	•	•
Pedal Pad Type	Normal			Sport
Power Adjustable Door Mirror	•	•	•	•
Power Retractable Door Mirror	•	•	•	•
Center Console with Armrest	•	•	•	•

• Standard
[^]Combination Leather
 Actual model, features and specifications may vary in detail from image shown. Subject to change without prior notice.
 Colours are subject to stock availability. *Android Auto™ will be available upon official launch of the service in Malaysia.

Honda Service Package



5-year Warranty with Unlimited Mileage.*



Applicable up to 5 times within 100,000km or 5 years.**



ENERGY EFFICIENT VEHICLE



8-year Hybrid Battery (Lithium-Ion) Warranty with Unlimited Mileage.**



*Terms and conditions apply. **Applicable for RS variant only.

TYPE	1.5L Petrol			1.5L e:HEV
	S	E	V	RS
AUDIO				
Audio System	Standard Audio	8" Display Audio		
Apple CarPlay™ & Android Auto™ Connectivity*	-	•	•	•
USB Port	1	2	2	2
Hands-Free Telephone (HFT)	•	•	•	•
Speakers	4	4	8	8
Bluetooth	•	•	•	•
SAFETY & SECURITY				
Dual Front SRS Airbags	•	•	•	•
Side Airbags	•	•	•	•
Side Curtain Airbags	-	-	•	•
Driver Seatbelt Reminder	•	•	•	•
Assistant Seatbelt Reminder	•	•	•	•
Rear Seatbelt Reminder	•	•	•	•
ISOFIX I-Size Type	•	•	•	•
Auto Door Lock	•	•	•	•
Vehicle Stability Assist (VSA)	•	•	•	•
Anti-lock Braking System (ABS)	•	•	•	•
Electronic Brake Distribution (EBD)	•	•	•	•
Brake Assist (BA)	•	•	•	•
Auto Brake Hold (ABH)	-	-	-	•
Hill Start Assist (HSA)	•	•	•	•
Emergency Stop Signal (ESS)	•	•	•	•
Reverse Sensors	2	2	2	2
Reverse Camera (Rear Wide)	-	Multi-angle		
Honda LaneWatch Camera (LWC)	-	-	•	•
Honda SENSING (FCW, CMBS, LDW, LKAS, RDM, ACC, AHB)	-	-	-	•
Honda CONNECT (Safety, Security, Convenience)	-	-	-	•
Security Alarm with Immobiliser	•	•	•	•

Authorised Dealer:

NEVER LET ~~RULES~~ LIMIT YOU.